

Aend./Modification	Dat.	Vis.		Dat.	Vis.
a AM 8686	27.11.98	Pru	gez. dess.	02.07.98	
b			gepr. contr.	02.07.98	
c					
d					



Art. N°:	13010799.A	Type	C 43/54 H201	Blatt/Page	1
Bez./Des.1	Schéma électrique	Schema Draw.	L03.1.0193	Tot. Bl/Pg	3
Bez./Des.2	Bruleur fuel 2 allures				

A

B

C

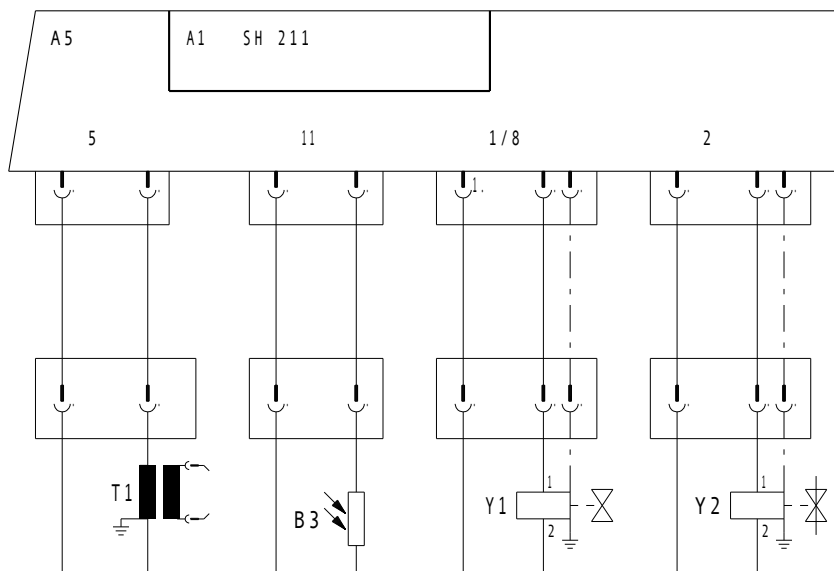
D

E

F

Brenner
Brûleur
Burner

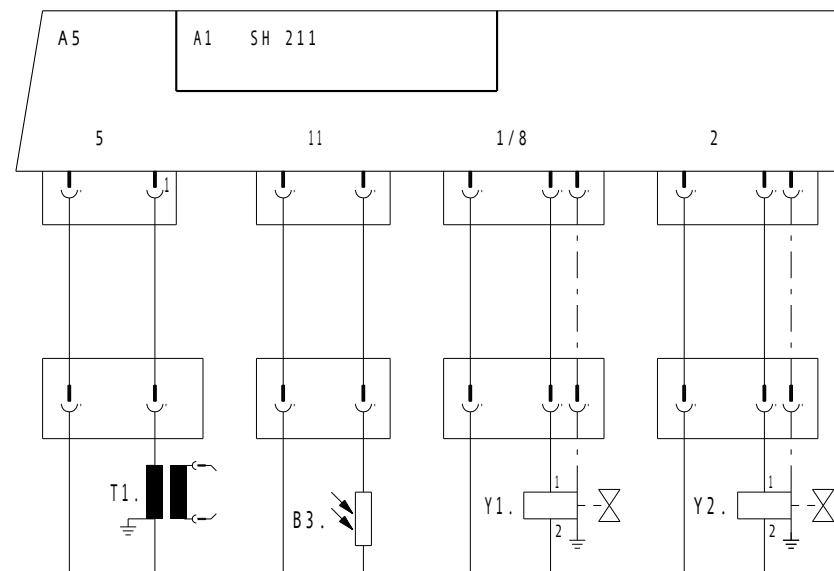
Brûleur 1 gicleur



Zundtrafo. Flammenwacher Oelventil Stufe 1 Oelventil Stufe 2
 Transfo. Cellule Vanne fuel 1ère allure Vanne fuel 2nde allure
 Ignition transfo. Flame monitor Oil valve stage 1 Oil valve stage 2

Brenner
Brûleur
Burner

Brûleur 2 gicleurs

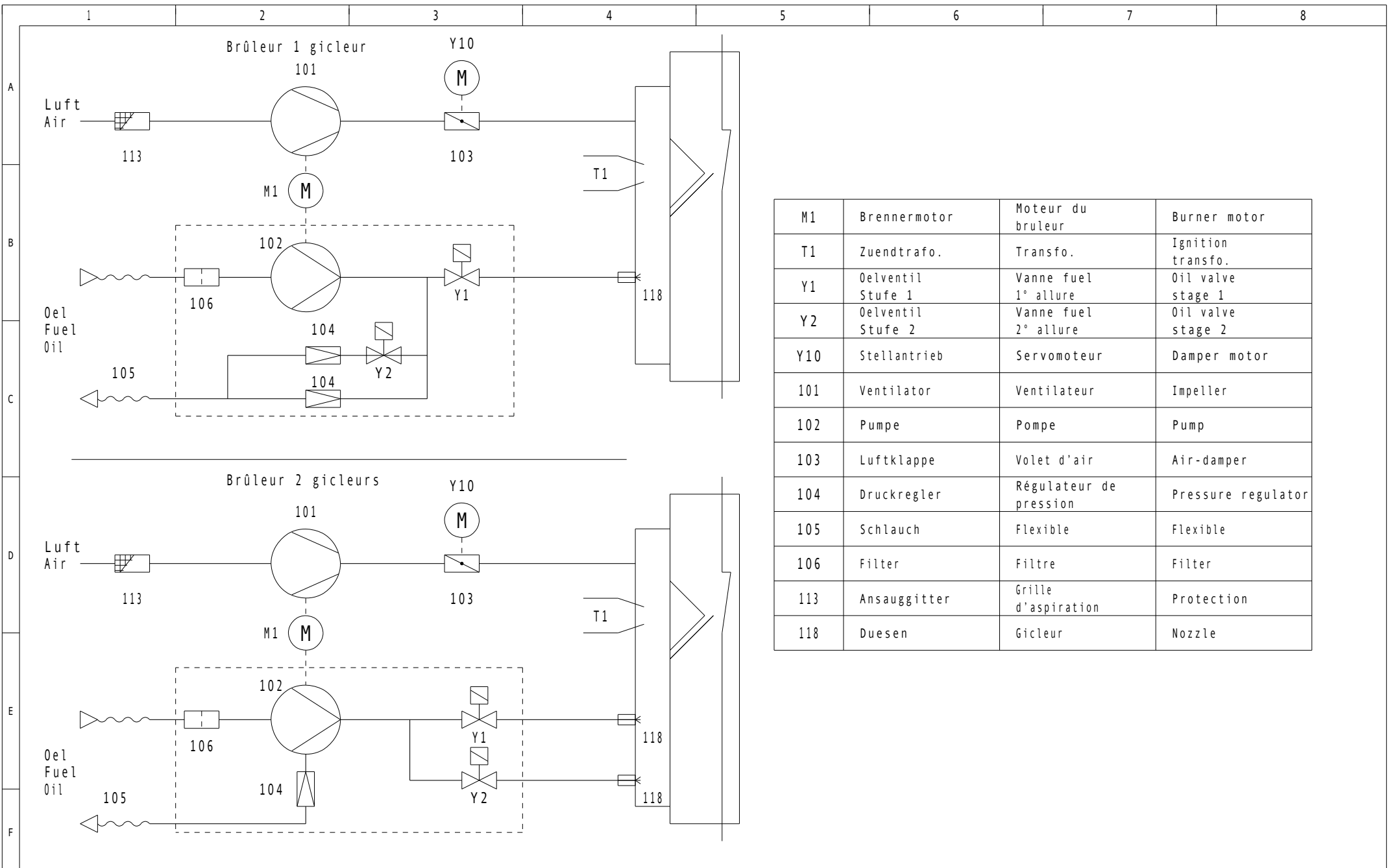


Zundtrafo. Flammenwacher Oelventil Stufe 1 Oelventil Stufe 2
 Transfo. Cellule Vanne fuel 1ère allure Vanne fuel 2nde allure
 Ignition transfo. Flame monitor Oil valve stage 1 Oil valve stage 2

Aend./Modification	Dat.	Vis.		Dat.	Vis.
a AM 8686	27.11.98	Pru	gez.	02.07.98	
b			dess.		
c			gepr.	02.07.98	
d			contr.		



Art. N°:	13010799.A	Type	C 43/54 H201	Blatt/Page	2
Bez./Des.1	Schéma électrique	Schema Draw.	L03.1.0193	Tot. Bl/Pg	3
Bez./Des.2	Bruleur fuel 2 allures				



M1	Brennermotor	Moteur du bruleur	Burner motor
T1	Zuendtrafo.	Transfo.	Ignition transfo.
Y1	Oelventil Stufe 1	Vanne fuel 1° allure	Oil valve stage 1
Y2	Oelventil Stufe 2	Vanne fuel 2° allure	Oil valve stage 2
Y10	Stellantrieb	Servomoteur	Damper motor
101	Ventilator	Ventilateur	Impeller
102	Pumpe	Pompe	Pump
103	Luftklappe	Volet d'air	Air-damper
104	Druckregler	Régulateur de pression	Pressure regulator
105	Schlauch	Flexible	Flexible
106	Filter	Filtre	Filter
113	Ansauggitter	Grille d'aspiration	Protection
118	Duesen	Gicleur	Nozzle

	Aend./Modification	Dat.	Vis.		Dat.	Vis.
a	AM 8686	27.11.98	Pru	gez. dess.	02.07.98	
b				gepr. contr.	02.07.98	
c						
d						



Art. N°:	13010799.A	Type	C 43/54 H201	Blatt/Page	3
Bez./Des.1	Schéma hydraulique	Schema Draw.	L03.1.0193	Tot. Bl/Pg	3
Bez./Des.2	Bruleur fuel 2 allures				