

A
B
C
D
E
F

Alimentation
Power supply

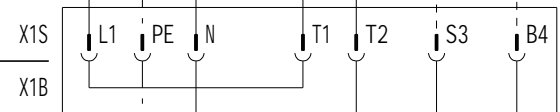
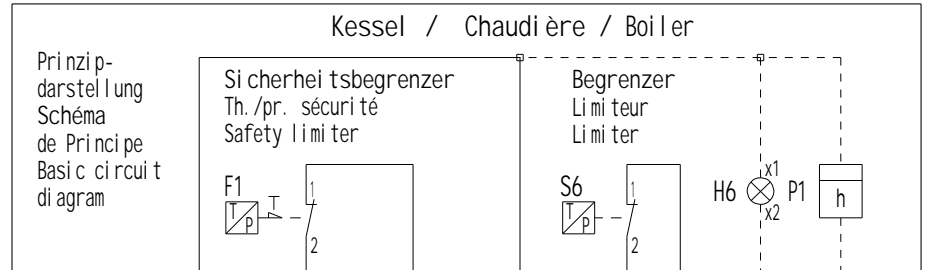
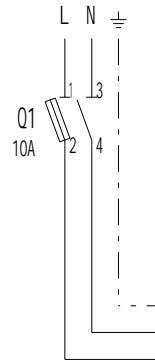
Der Schutz der Anlage entspricht den geltenden Normen.
Protection de l'installation conforme aux normes en vigueur.
Protection of the installation in conformity with the actual norms.

OPTION
Störung
Panne
Trouble

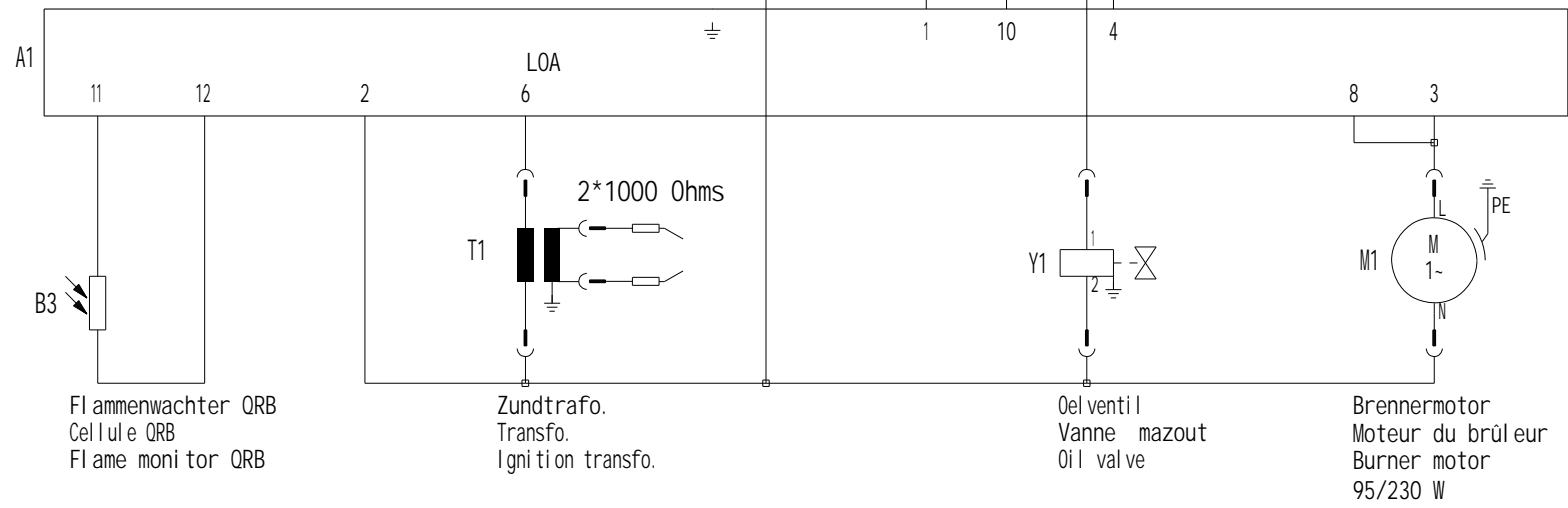
OPTION
Betriebsstundenzeiger
Compteur horaire
Running hours meter

Erdung nach örtlichen Vorschriften!
Mise à la terre conformément au réseau local!
Earthing in accordance with local regulation!

230 V~ 50Hz



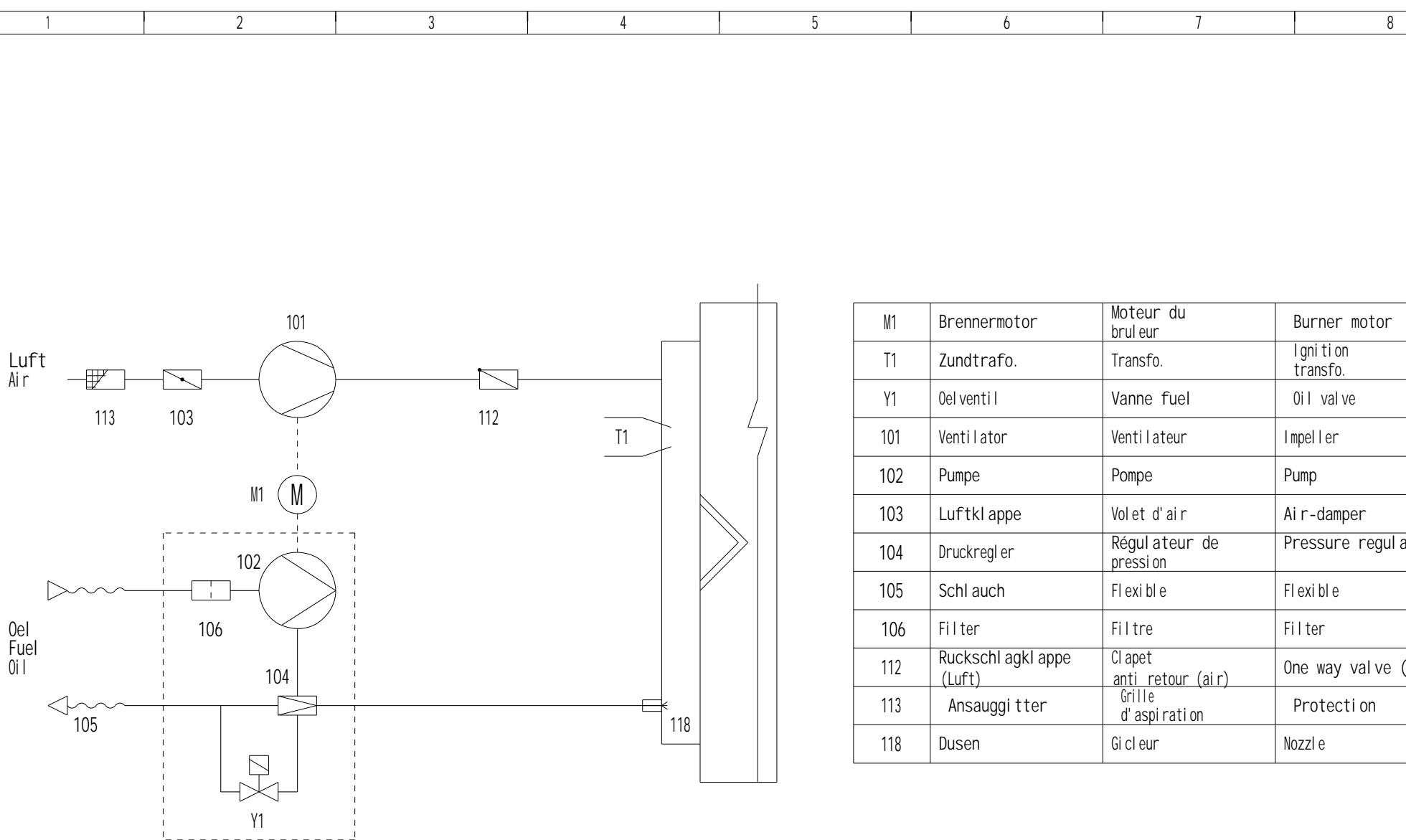
Brenner
Brûleur
Burner



Aend./Modif. cati on	Dat.	Vis.	gez.	Dat.	Vis.
a AM 8316	17.07.95	Pru	gez.	09.02.96	dl
b AM 8396	08.02.96	Pru	dess.		
c			gepr.	09.02.96	dl
d			contr.		



Art. N°:	13001197-B	Type	C 4..22 H101	Blatt/Page	1
Bez./Des.1	Schéma électrique	Schema Draw.	L03.1.0005	Tot. Bl./Pg	2
Bez./Des.2	Brûleur fuel				



M1	Brennermotor	Moteur du bruleur	Burner motor
T1	Zundtrafo.	Transfo.	Ignition transfo.
Y1	Oel ventil	Vanne fuel	Oil valve
101	Ventilator	Ventilateur	Impeller
102	Pumpe	Pompe	Pump
103	Luftklappe	Volet d'air	Air-damper
104	Druckregler	Régulateur de pression	Pressure regulator
105	Schlauch	Flexible	Flexible
106	Filter	Filtre	Filter
112	Rückschlagklappe (Luft)	Clapet anti retour (air)	One way valve (air)
113	Ansauggitter	Grille d'aspiration	Protection
118	Dusen	Gicleur	Nozzle

	Aend. /Modif ication	Dat.	Vis.	gez.	Dat.	Vis.
a	AM 8316	17.07.95	Pru	gez.	09.02.96	dl
b	AM 8396	08.02.96	Pru	dess.		
c				gepr.	09.02.96	dl
d				contr.		



Art. N°:	13001197-B	Type	C 4.22 H101	Blatt/Page	2
Bez. /Des. 1	Schéma hydraulique	Schema Draw.	L03.1.0005	Tot. Bl /Pg	2
Bez. /Des. 2	Bruleur fuel				